

Biotinylated Human 4-1BB/TNFRSF9 Protein

Cat. No. BB4-HM541B

Description

Source	Recombinant Biotinylated Human 4-1BB/TNFRSF9 Protein is expressed from HEK293 with hFc tag and Avi tag at the C-Terminus. It contains Leu24-Gln186.
Accession	Q07011
Molecular Weight	The protein has a predicted MW of 45.7 kDa. Due to glycosylation, the protein migrates to 60-70 kDa based on Tris-Bis PAGE result.
Endotoxin	Less than 1EU per µg by the LAL method.
Purity	> 95% as determined by Tris-Bis PAGE > 95% as determined by HPLC

Formulation and Storage

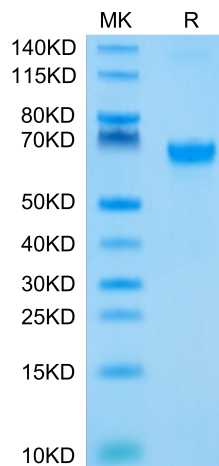
Formulation	Lyophilized from 0.22µm filtered solution in PBS (pH 7.4). Normally 8% trehalose is added as protectant before lyophilization.
Reconstitution	Centrifuge the tube before opening. Reconstituting to a concentration more than 100 µg/ml is recommended. Dissolve the lyophilized protein in distilled water.
Storage	-20 to -80°C for 12 months as supplied from date of receipt. -20 to -80°C for 3-6 months in unopened state after reconstitution. 2-8°C for 2-7 days after reconstitution. Recommend to aliquot the protein into smaller quantities for optimal storage. Please minimize freeze-thaw cycles.

Background

4-1BB, is also known as CD137, is a type 2 transmembrane glycoprotein receptor belonging to the TNF superfamily. CD137 can be expressed by activated T cells, but to a larger extent on CD8 than on CD4 T cells. In addition, CD137 expression is found on dendritic cells, B cells, follicular dendritic cells, natural killer cells, granulocytes and cells of blood vessel walls at sites of inflammation.

Assay Data

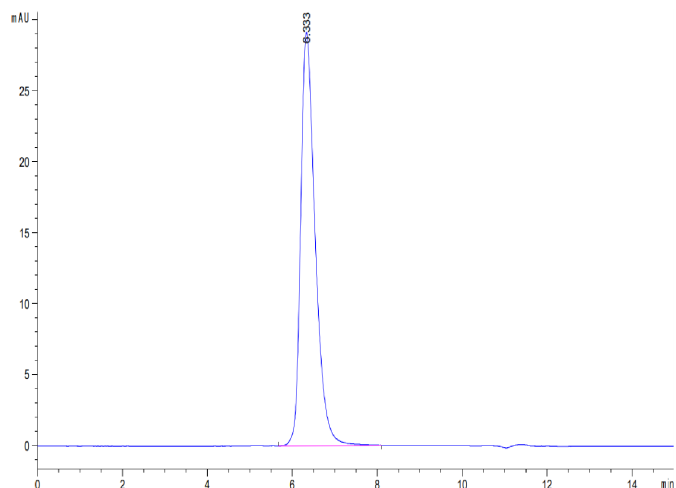
Tris-Bis PAGE



Biotinylated Human 4-1BB on Tris-Bis PAGE under reduced condition. The purity is greater than 95%.

SEC-HPLC

Assay Data

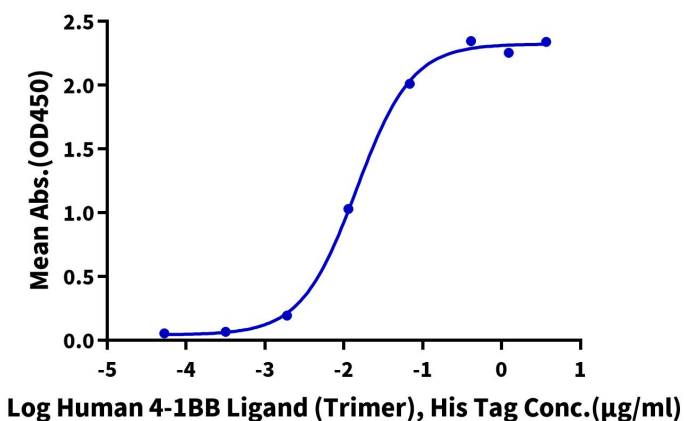


The purity of Biotinylated Human 4-1BB is greater than 95% as determined by SEC-HPLC.

ELISA Data

Biotinylated Human 4-1BB , hFc Tag ELISA

0.1µg Biotinylated Human 4-1BB , hFc Tag Per Well



Immobilized Biotinylated Human 4-1BB , hFc Tag at 1µg/ml (100µl/well) on the streptavidin precoated plate (5µg/ml). Dose response curve for Human 4-1BB Ligand (Trimer) , His Tag with the EC50 of 14.5ng/ml determined by ELISA.